

SP230

# PRIORITY SWITCH

YOUR PRIORITY LINE



USER GUIDE



**NDS ENERGY S.R.L.**

VIA PASCOLI, 169

65010 CAPPELLE SUL TAVO (PE) ITALY

TEL.: +39 085 4470396 | CELL/WHATSAPP: +39 373.88.86.875


FAX: +39 085 9507049

WEB: [WWW.NDSENERGY.IT](http://WWW.NDSENERGY.IT)

EMAIL: [COMMER@NDSENERGY.IT](mailto:COMMER@NDSENERGY.IT)



# INDICE

 INTRODUCTION	2
FEATURES	4
LED EXPLANATION	4
INSTALLATION	5
TECHNICAL SPECIFICATIONS	7
WARRANTY	8

# INTRODUCTION

**PRIORITYSWITCH**, A SMART DEVICE THAT CAN USE THE INVERTER AND BATTERIES ONLY WHEN NEEDED. IS A USEFUL SYSTEM FOR MANAGING THE 230V VOLTAGE WHEN BOTH, POWER SUPPLY AND INVERTER, CONNECTED TO THE BATTERIES, ARE AVAILABLE.

**PRIORITYSWITCH** WILL HANDLE THE TWO POWER SOURCES, ALWAYS PRIORITIZING THE GRID.



TWO OUTPUTS ARE AVAILABLE:

- FOR ALL UTILITIES TO USE ONLY WHEN THE FIXED NETWORK IS PRESENT;
- FOR ALL ACCESSORIES THAT CAN BE POWERED BY BOTH INVERTERS AND FIXED NETWORKS.

## WARNINGS

- CHILD SAFETY: KEEP THE DEVICE OUT OF REACH.
- CAREFULLY CHECK THE INTEGRITY OF THE DEVICE AND CONNECTORS.
- TO AVOID OVERHEATING AND POSSIBLE FIRES DO NOT INSTALL THE DEVICE IN A SEALED ENVIRONMENT, ALWAYS PREFER WELL-VENTILATED AREAS.
- DO NOT PLACE THE DEVICE ON HIGHLY FLAMMABLE SURFACES OR ENVIRONMENTS (EG: PAPER, CLOTH, ETC.).
- DO NOT COVER THE COOLING SLITS ON THE SIDE AND THE FAN ON THE TOP.
- DO NOT INSTALL THE DEVICE NEAR FLOODED BATTERIES: THEY PRODUCE FLAMMABLE, CORROSIVE AND EXPLOSIVE GAS WHILE WORKING, AND IT CAN DAMAGE THE PRODUCT.
- PROTECT THE DEVICE FROM SUNLIGHT OR DIRECT SOURCES OF HEAT.
- TO AVOID MALFUNCTIONS, DO NOT INSTALL AND USE THE DEVICE IN VERY HUMID ENVIRONMENTS, IN CONTACT WITH WATER SPLASHES, VARIOUS LIQUIDS, OR EXPOSED TO RAIN.
- TO AVOID RISK OF ELECTRIC SHOCK AND/OR FIRE, THE VEHICLE'S FUEL SYSTEM MUST BE IN GOOD CONDITION.
- IN CASE OF DAMAGED CONNECTING CABLES OR INADEQUATE SECTION, IMMEDIATELY REPLACE THEM BY A QUALIFIED TECHNICIANS. DO NOT USE THE DEVICE WITH DAMAGED CABLES AND/OR INADEQUATE SECTION.

- IN CASE OF ANOMALIES IN THE CONFORMITY OF THE PRODUCT DO NOT USE IT! IT IS STRICTLY FORBIDDEN TO OPEN THE DEVICE. REPAIRS MAY ONLY BE CARRIED OUT BY QUALIFIED TECHNICAL PERSONNEL USING ORIGINAL SPARE PARTS.
- KEEP THE INSTRUCTION MANUAL NEAR THE DEVICE FOR EASY ACCESS TO THE ESSENTIAL SAFETY, USE AND MAINTENANCE INFORMATION.
- THE INFORMATION CONTAINED IN THIS MANUAL COULD BE CHANGED WITHOUT NOTICE. NDS ENERGY S.R.L. RESERVES THE RIGHT TO MAKE CHANGES AND IMPROVEMENTS TO THE PRODUCT AT ANY TIME WITHOUT NOTICE AND WITHOUT OBLIGATION TO APPLY THESE CHANGES TO THE DEVICES PREVIOUSLY DISTRIBUTED.
- THE IMAGES OF THE PRODUCTS ARE PURELY INDICATIVE AND MAY THEREFORE NOT BE FULLY REPRESENTATIVE OF THE CHARACTERISTICS OF THE PRODUCT, DIFFERING IN COLOR, SIZE OR ACCESSORIES.

 	<p>THIS ELECTRONIC DEVICE IS SUBJECT TO THE EUROPEAN DIRECTIVE 2012/19/EU. ACCORDING TO THE LOCAL WASTE DISPOSAL ROULES, DO NOT DISPOSE OF OLD PRODUCTS WITH NORMAL HOUSEHOLD WASTE. THE PROPER DISPOSAL OF PRODUCTS THAT CAN NO LONGER BE USED PREVENTS POTENTIAL NEGATIVE CONSEQUENCES FOR THE ENVIRONMENT AND FOR THE POPULATION.</p>
--	--



# FEATURES

**PRIORITYSWITCH** SELECTS FOR YOU THE BEST AVAILABLE POWER SOURCE (GRID 230VAC, OR INVERTER) IN A FULLY AUTOMATED WAY, SAVING YOUR SERVICE BATTERY FROM OVERLOAD POWER REQUESTS.

THE **PRIORITYSWITCH** IS DESIGNED TO POWER THE VARIOUS UTILITIES THAT NEED 230VAC VOLTAGE, THE GRID WILL ALWAYS HAVE MAXIMUM PRIORITY. WHEN IT'S DISCONNECTED FROM THE SYSTEM, THE **SP230** AUTOMATICALLY SWITCHES POWER FROM THE INVERTER (AND THUS FROM THE BATTERIES) ON THE 230VAC OUTPUT. THE DEVICES AND UTILITIES THAT CAN NOT OR NEED NOT TO BE POWERED WHEN THE POWER SOURCE IN USE IS THE SERVICE BATTERY (EG. BATTERY CHARGER, REFRIGERATOR, ETC.) ALSO HAVE DEDICATED CONNECTION.

## LED EXPLANATION

- **GREEN LED "INVERTER"** ACTIVE: VOLTAGE ON THE "INVERTER" CONNECTOR.
- **GREEN LED "OUTPUT"** ACTIVE: VOLTAGE ON THE "OUTPUT" CONNECTOR.
- **GREEN LED "MAIN 230V"** ACTIVE: VOLTAGE ON MAIN 230V IN CONNECTOR AND MAIN 230V OUT.

# INSTALLATION

INSTALL THE DEVICE, AS SHOWN IN FIG. 1, RESPECTING THE FOLLOWING INSTRUCTION:

**N (BLUE COLOR CONNECTION) = NEUTRAL**

**L (BROWN COLOR CONNECTION) = PHASE**

**YELLOW / GREEN CONNECTION = GROUND**

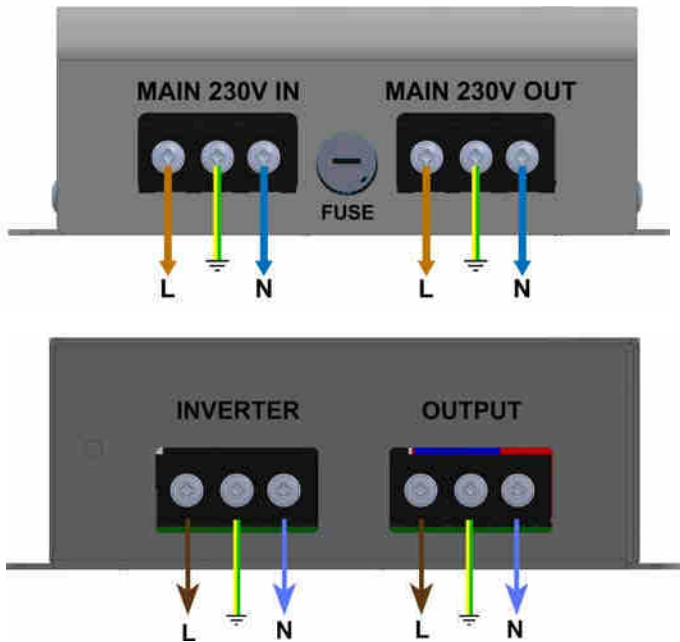

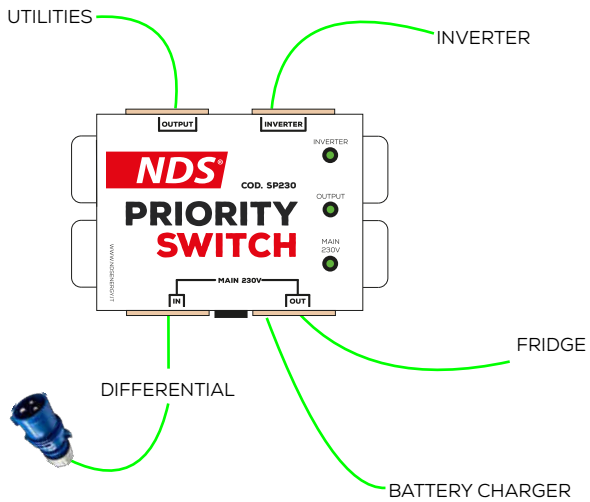


FIG. 1

## STANDARD DISTRIBUTION 230VAC



## DISTRIBUTION 230VAC WITH INVERTER E PRIORITY SWITCH





# TECHNICAL SPECIFICATIONS

DESCRIPTION	TECHNICAL SPECIFICATIONS
NOMINAL VOLTAGE	230 V <sub>ac</sub>
NOMINAL FREQUENCY	50/60HZ
MAXIMUM POWER	3,000W
MAXIMUM CURRENT	10A
SIZE	144 X 128 X 48,5H
WEIGHT	615 G

# WARRANTY



## WARRANTY COUPON

MODEL\_\_\_\_\_

SERIAL\_\_\_\_\_

SELLING DATE\_\_\_\_\_

STAMP AND SIGNATURE

**NDS ENERGY S.R.L.**


VIA G. PASCOLI, 169  
65010 CAPPELLE SUL TAVO (PE)  
ITALY

EMAIL: [COMMER@NDSENERGY.IT](mailto:COMMER@NDSENERGY.IT)

PHONE: +39 085 4470396

FAX: +39 085 9112263

# NOTES





**TUTTA L'ENERGIA CHE TI SERVE**

ALL THE ENERGY YOU NEED



**NDS ENERGY S.R.L.**

VIA PASCOLI, 169

65010 CAPPELLE SUL TAVO (PE) ITALY

TEL.: +39 085 4470396 | CELL/WHATSAPP: +39 373 8886 875

FAX: +39 085 9507049

WEB: [WWW.NDSENERGY.IT](http://WWW.NDSENERGY.IT)

EMAIL: [COMMER@NDSENERGY.IT](mailto:COMMER@NDSENERGY.IT)

